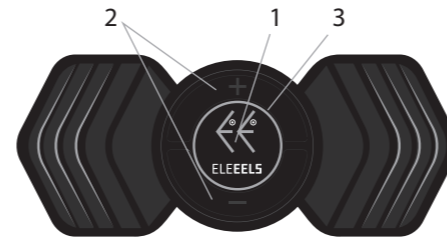




EN

**ELEEEELS M1**

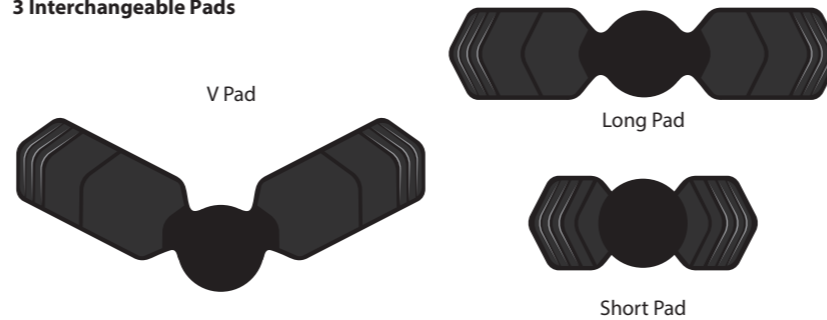


- 1) Smart Controller
- 2) +/- Control for 10 Power Level
- 3) Battery Indicator / Massage Mode Indicator

Weight: 0.07 lbs. / 32 g  
 Charging Port: USB Type-C  
 Battery: 90 mAh Lithium-ion Battery (up to 3 hours of use per charge)


Massage Mode:  
 Integrated (Blue LED Light)  
 Soothing (Purple LED Light)  
 Calming (White LED Light)  
 Kneading (Yellow LED Light)  
 Shiatsu (Pink LED Light)

**3 Interchangeable Pads**



EN

**5 Massage Modes**



Integrated

Soothing



Calming

Kneading



Shiatsu

EN

**USAGE INSTRUCTIONS**

PLEASE READ PRIOR TO USE

**CHARGING**

Fully charge the battery before first use. To charge the battery:

- 1) Connect the USB Type-C cable to the charging port.
- 2) The charging speed depends on the adapter used. It is suggested to use an adapter with at least 5V/1A to fully charge the device in approximately 1 hour.
- 3) During charging, the LED light battery indicator flashes in green slowly. When the green light stops flashing, the device is fully charged.

**OPERATING**

- Before using M1, skin should be clean and free of oils and cosmetics.
- Stick M1 with one of the 3 interchangeable pads on either shoulders, neck, arms, waist, back, knees, feet, or ankles. Please stick EMS pad directly on the skin, or else the protection system will turn off the device automatically.
- Press the smart controller for 2 seconds to turn on the device. The default setting is level 1 of integrated massage mode.
- Press the "+" or "-" control button repeatedly to adjust the power during operation. There is a total of 10 power level. The LED indicator flashes once when highest or lowest power level is reached.
- Switch between integrated (blue LED light), soothing (purple LED light), calming (white LED light), kneading (yellow LED light), and shiatsu (pink LED light) massage modes by pressing the smart controller once. **The power level will reset to level 1 once the massage mode is changed, or the EMS pad is taken off and reattach to other body parts.**
- When the battery level is lower than 10%, the LED light battery indicator turns to red. Operation continues for a few minutes, and the device turns off.
- **The device shuts off automatically after a 15-minute session. Alternatively, press the smart controller for 2 seconds to turn off the device.**

EN

**MAINTENANCE & CLEANING**

- Use a slightly damp towel to clean the device and a soft cloth to dry it.
- Do not clean the device with chemicals or alcohol.
- Use the ELEEEELS supplied USB Type-C cable.

**WARNINGS & CAUTIONS**

- Do not immerse in water. Keep away from liquids or heat sources.
- Do not operate continuously for more than one hour. Allow device to rest for 10 minutes before re-using.
- For adult use only. Do not use if injured. Consult your doctor before using this product.
- Never apply EMS pad over irritated or cracked skin.
- If the EMS pad cannot stick to the skin firmly, exchange it with the replacement pad included in the packaging.

**SAFETY INSTRUCTIONS**

DANGER: TO REDUCE RISKS OF ELECTRIC SHOCK, FIRE, AND PERSONAL INJURY, THIS PRODUCT MUST BE USED IN ACCORDANCE WITH THE FOLLOWING INSTRUCTIONS:

- Do not drop the device.
- Do not tamper or alter the device in any way.

**DISCLAIMER**

Please do not use the ELEEEELS M1 without first obtaining approval from your doctor if any of the following apply: recent joint replacements, metal pins or plates or you have any concerns about your physical health. Do not use M1 if you feel pain, discomfort, or have a wound at or near the site of application.

EN

**WARRANTY**

IF WITHIN ONE YEAR FROM THE DATE OF PURCHASE, THIS PRODUCT FAILS DUE TO A DEFECT IN THE MATERIAL OR WORKMANSHIP, ELEEEELS WILL REPAIR OR REPLACE THE PRODUCT; OR FAILED COMPONENT(S), FREE OF CHARGE

**THIS WARRANTY EXCLUDES:**

- (a) Damage caused by accident, abuse, or mishandling during transport;
- (b) Damage arising from use of units from unauthorized repair;
- (c) Malfunction of units that are not used in accordance with ELEEEELS care instructions;
- (d) Damage for which the cost of repair exceeds the cost of the product;
- (e) Deterioration of the delivered product resulting from abnormal storage and/or safeguarding conditions on the client's premises, and
- (f) Any product for which a dated proof of purchase cannot be provided.

Please visit below link for instruction manual in other languages:  
<http://www.eleeeels.com/im>

EN